



# Welcome to Barking Abbey School



We hope you are all well and are looking forward to your Barking Abbey journey. All of your new teachers can't wait to meet you and welcome you to the Barking Abbey family and your new adventure!

This is a booklet designed to help you to find out more about Barking Abbey, we hope that you find it useful.

NAME:

PRIMARY SCHOOL:

The room you are in today is:.....

**Timetable for today**

<b>Assembly &amp; Booklet/Timetable</b>	
<b>Session 1</b> 9.50am-10.50am	Introduction to your day and Tour
<b>BREAK</b> 10.50-11.10 (20 minutes) Playground	
<b>Session 2</b> 11.15am - 12.15pm	Taster Lesson
<b>Session 3</b> 12.15pm -12.55pm	Taster Lesson
<b>LUNCH</b> 12.55 - 1.50 (55 minutes) Canteen and Playground	
<b>Session 4</b> 1.50pm- 2.30pm	Celebrating the Day Review and Assembly
<b>FINISH 2.30pm</b>	

## Session 1 - (Period 2)

### What happens at break time? (10.50 to 11.10)

During morning break, you can use the playground. You will see other children playing there. This gives you opportunity to eat and drink the items you have brought in. In order that we keep you safe you are not allowed outside of the school gates until home time.

### What happens at lunch? (12.55 to 1.50)

**Queue up** for entrance to the canteen. If you are having a school meal, it is just like a self-service cafeteria.

You can eat your school meal or packed lunch **outside**.

At the end of lunch, a **bell will ring**. You then make your way to lesson 5.



### TODAY ONLY!

All Year 6 students will be served a delicious Barking Abbey meal for free!

## Session 1 - (Period 2)

### ARE YOU LOST?

Around the school will be Year 11 buddies who will be there to help. At break and lunchtime. Come and meet them!



Don't worry! We are all here to help

You can easily spot a buddy. They will be wearing a cord around their neck with a buddy badge.

**Session 1** - (Period 2)



We are now going to do a tour of the school.

The places we will be visiting will include:

The canteen

The toilets

The playgrounds

The school office

The library

The different teaching blocks

## Session 1 - (Period 2)

How do you feel about coming to Barking Abbey? Tick the emoji.



What are you looking forward to?

- 1.
- 2.
- 3.
- 4.

Are you worried about anything? To tell us you can email the transition team at [transition@barkingabbeyschool.co.uk](mailto:transition@barkingabbeyschool.co.uk)

- 1.
- 2.
- 3.
- 4.

Here are some top tips from BA on making a good first impression at BA

Be you - people want honesty from their friends!

Don't be afraid to make conversation.

Be nice - smile and look up.

Go to clubs that are to do with your interests - you'll bond with people there.

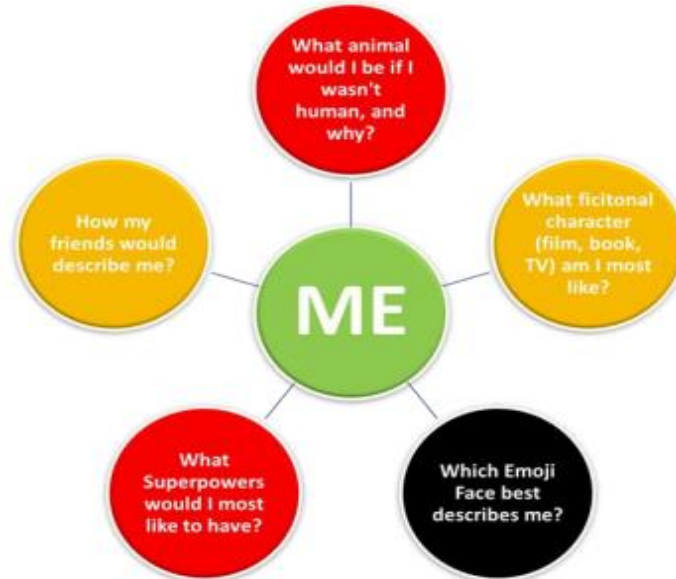
Give it time - it takes time to make friendships!



## Session 1 - (Period 2)

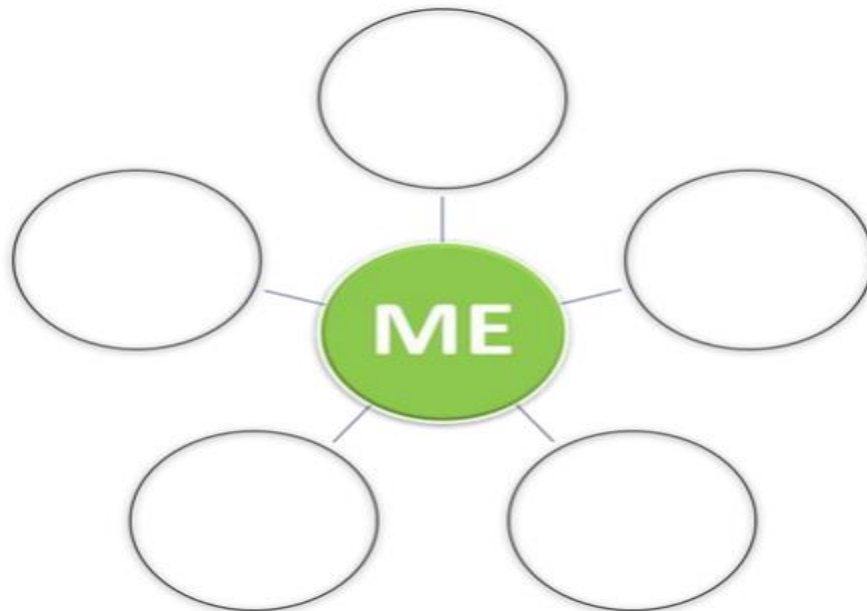
### Let's find out about you...

Your character is your unique set of personal traits and skills. The term Character comes from Ancient Greek philosophy. 'The man who possesses character excellence does the right thing, at the right time, and in the right way' - Aristotle



Develop the mind map below by adding your answers to the above questions in the circles.

Develop the mind map below by adding your answers to the above questions in the circles.



## Session 4 - (Period 5)

### Thoughts of the Day



**In pairs, threes discuss the questions below:**

- What was the best part of your day?
- What are you most looking forward to when you return to Barking Abbey in September?
- Do you have any further questions?

Be prepared! Your teacher will want you to share some of your answers with the rest of the class.



**That's all for now!**

Today is only a small sample of school life at Barking Abbey. You will be allocated a form group when you start in September. You may think of **questions** during the holidays. Make a note and ask your teachers on the first day of school in September.

**We hope you've enjoyed your day.**



Have a great summer and we  
look forward to seeing you soon!



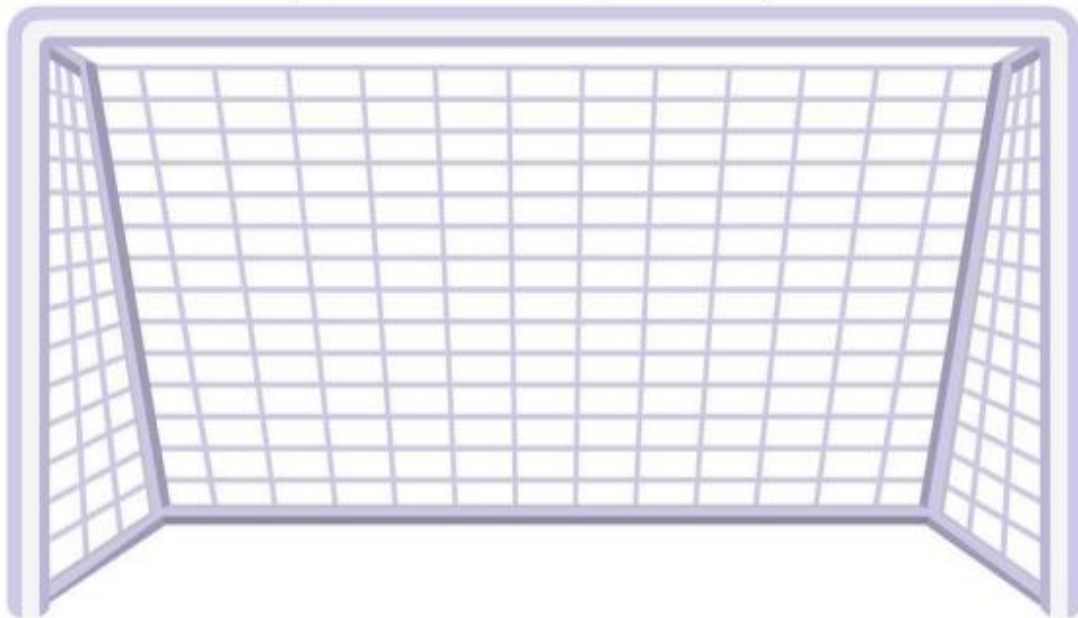
## BARKING ABBEY TAKEAWAY

Here are some other activities you can try at home, helping you get familiar with the school ready for September.

### Future goals and aspirations

In the goal below, use the list to write in 10 new skills or things you would like to build on in your years at Barking Abbey. Can you think of any others?

Be in a school concert	Represent Barking Abbey in a competition	Learn to play a musical instrument
Volunteer to help out with community events	Read new books	Create a piece of art that goes on display
Join an after school club	Improve your singing	Become part of the Junior Leadership Team
Become a buddy	Volunteer to help out with open evenings	Nominate yourself to be House Captain



## Let's look at the subjects that you will be learning...

Find the subjects in the wordsearch - they are vertical, horizontal and diagonal!

A	T	Z	B	Y	C	X	D	W	E	V	F	U	G	T	I	S	J	R	G
K	E	N	G	L	I	S	H	L	Q	M	P	N	O	O	N	P	M	Q	E
L	C	R	K	S	J	T	I	U	V	G	C	F	W	E	S	D	X	C	O
Y	H	B	Z	A	V	C	L	R	D	F	O	F	C	E	C	A	D	B	G
J	N	A	F	V	S	P	R	T	O	W	M	Z	I	C	I	O	R	M	R
M	O	A	M	A	I	T	N	U	P	G	P	D	S	I	E	B	I	R	A
I	L	C	L	J	R	R	B	S	D	E	U	Y	L	H	N	N	T	C	P
A	O	B	A	H	N	T	E	J	B	T	T	B	K	U	C	K	A	L	H
H	G	A	C	U	R	A	S	L	S	K	I	K	E	Q	E	N	B	I	Y
R	Y	M	T	J	T	L	G	S	D	C	N	R	S	P	C	L	S	Y	E
Z	E	U	A	X	B	Q	U	C	N	D	G	I	Y	E	P	C	F	S	G
O	Y	N	T	M	R	O	L	P	K	H	J	R	F	I	D	R	B	H	P
P	E	V	P	S	I	Q	M	R	O	S	O	G	T	E	C	U	A	A	V
I	C	Y	R	G	A	H	E	Y	Z	T	E	Y	D	X	J	D	W	M	O
L	G	T	I	J	E	H	L	I	S	C	T	O	R	Y	L	G	E	A	A
L	I	L	Z	H	Y	G	X	I	W	F	V	E	U	D	T	C	S	B	R
K	E	L	J	M	M	N	H	O	N	P	P	Q	P	M	A	T	H	S	Q
R	J	R	I	S	H	T	G	U	F	V	E	W	D	X	C	Y	B	Z	A

Maths	English	Science
Geography	History	Religious Studies
Art	Technology	Drama
PE	PDC	Computing
French	Spanish	Music



# Hopes and wishes



On the postcard draw or write you hopes and wishes for starting at Barking Abbey



A large dashed rectangular border outlines a postcard template. The template is divided into two vertical sections by a solid vertical line. The right section contains a small version of the blue stick figure reaching for stars in the top right corner. Below this illustration are four horizontal solid lines, providing space for writing or drawing. The left section is completely blank.

# Most frequently asked questions when joining Barking Abbey

<b>How many lessons do I have each day?</b>	You have 5 lessons each day, 60 minutes in length.
<b>How many subjects do I study?</b>	14 subjects, usually with different teachers for each subject.
<b>Are we placed in sets?</b>	You are in mixed ability groups
<b>How many breaks do we have in a day?</b>	You have a 20-minute break and a 40-minute lunch.
<b>Can we leave the school grounds at lunchtime?</b>	No pupil leaves the school grounds until the end of the school day.
<b>What is a form tutor?</b>	This is a teacher you meet every day, who takes morning registration, discusses your progress and helps you set targets.
<b>What are achievement points?</b>	They are rewarded for excellence in class work, homework, attitude, effort and recorded on your school record by your teachers. The more points the more rewards.
<b>How many forms groups are there?</b>	There are 6 form groups in year 7 and you will find out which form you are in by September.
<b>Can I chew gum?</b>	Chewing gum is not allowed at the school.
<b>When can I join clubs?</b>	Most clubs are advertised to you in September for you to join.
<b>Who do I speak to if I have a problem?</b>	You have a form tutor, Head of Year and subject teachers who look after you.

<b>Can I wear trainers or plimsolls?</b>	Just black shoes unless you have a note from your parents.
<b>How long will I spend doing KS3?</b>	You spend Year 7, Year 8, Year 9 doing KS3 and start KS4 in Year 10.
<b>What times do reflections run?</b>	Reflection time is when you reflect on your behaviour, usually last 20 minutes at lunchtime, after school though can be kept longer if the teacher requires.
<b>Are mobile phones allowed?</b>	We recommend you keep at home. All phones switched off.

<b>Can I use the school internet?</b>	Your internet account will be activated once you and you parents have signed the school internet agreement when you arrive in September.
<b>What time is the school building open in the morning?</b>	8am including the canteen.
<b>Are hooded tops allowed to be worn?</b>	No
<b>When do I get a school report to check my progress?</b>	You receive a school report at the end of each term, three reports each year.
<b>When do I get my timetable?</b>	The first day when you start in September.